

## A GAMIFIED PLATFORM FOR TRACKING AND VISUALIZING CODING PROGRESS

JANGAM HARSHINI

(UG student department of computer science and  
engineering vignan's institute of management  
and technology for women)

Email: harshinijangam0@gmail.com

KOMMATI MANASA

(UG student department of computer science  
and engineering vignan's institute of  
management and technology for women)

email: kommatimanasa07@gmail.com

LANKA SWATHI

(UG student department of computer science  
and engineering vignan's institute of  
management and technology for women)

email: lankaswathi697@gmail.com

NADIGADDA VYSHNAVI

(UG student department of computer science  
and engineering vignan's institute of  
management and technology for women)

email: vyshnavinadigadda213@gmail.com

**GUIDE - MS. B. POORNESWARI**

**ASSISTANT PROFESSOR**

( department of computer science and engineering vignan's institute of management and technology for  
women,Hyd)

### ABSTRACT

In the rapidly evolving field of software development, maintaining consistent coding practice and measuring progress effectively remain significant challenges for learners and professionals alike. This project proposes a gamified platform designed to track, analyze, and visualize coding progress in an engaging and interactive manner. The system integrates elements such as points, badges, leaderboards, and achievement levels to motivate users and enhance their learning experience. It collects data from coding activities—including problem-solving, project contributions, and time spent coding—and transforms it into meaningful visual insights through dashboards and progress charts. By leveraging data analytics and user behavior modeling, the platform provides personalized recommendations and performance feedback.

Additionally, it supports integration with popular coding platforms and version control systems to ensure real-time tracking and accuracy. The proposed solution aims to improve user engagement, encourage consistent practice, and foster a competitive yet collaborative learning environment. Ultimately, the platform serves as an effective tool for skill development, self-assessment, and continuous improvement in programming proficiency.

## KEYWORDS

Gamification, Coding Progress Tracking, Data Visualization, Developer Productivity, Learning Analytics, Skill Assessment, User Engagement, Leaderboards, Performance Monitoring, Coding Practice, Dashboard Analytics, Programming Education

## INTRODUCTION

In today's digital era, programming has become a fundamental skill across various domains, including software development, data science, artificial intelligence, and web technologies. As the demand for skilled developers continues to grow, individuals are increasingly engaging in self-paced learning through online platforms, coding challenges, and real-world projects. However, one of the major challenges faced by learners is maintaining consistency, tracking their progress effectively, and staying motivated over time.

Traditional learning methods often lack interactive feedback and fail to provide clear insights into a learner's improvement journey. Many coding platforms offer problem-solving environments, but they do not always present comprehensive progress tracking or personalized performance

visualization. This gap can lead to reduced engagement and difficulty in identifying strengths and weaknesses.

To address these challenges, the concept of gamification has emerged as a powerful approach in educational technology. By incorporating game-like elements such as points, badges, levels, and leaderboards, gamification enhances user motivation and encourages continuous participation. It transforms routine learning activities into engaging experiences, making the process both enjoyable and rewarding.

This project introduces a gamified platform for tracking and visualizing coding progress. The system is designed to monitor user activities, analyze performance metrics, and present them through intuitive dashboards and visual representations. It also provides rewards and achievements to encourage consistent learning behavior. By

combining data analytics with gamification strategies, the platform aims to improve user engagement, support self-assessment, and foster a structured approach to skill development in programming.

## LITERATURE REVIEW

Gamification has emerged as a prominent approach in educational technology, particularly in programming and computer science learning. It involves the integration of game design elements such as points, badges, leaderboards, and challenges into non-game environments to enhance user engagement and motivation.

Several studies have demonstrated the effectiveness of gamification in programming education. Research indicates that gamified learning environments significantly improve student motivation, engagement, and academic performance. For instance, a meta-analysis of programming education studies found that gamification positively impacts learning outcomes and cognitive skills, making it an effective pedagogical strategy.

In addition, the incorporation of game elements such as rewards, levels, and achievements has been shown to encourage continuous participation and competition

among learners. These elements create an interactive learning environment that fosters enthusiasm and persistence in solving coding problems.

Gamified coding platforms and e-learning systems further enhance the learning experience by providing real-time feedback, progress tracking, and performance analytics. Modern systems integrate automated code evaluation tools and dashboards to help users monitor their progress effectively and identify areas for improvement.

Moreover, research highlights that gamification supports trial-and-error learning, allowing users to experiment, learn from mistakes, and refine their skills in a low-risk environment. This approach is particularly beneficial in programming, where iterative problem-solving is essential.

Despite its advantages, some studies point out limitations of gamification, including the risk of overemphasis on rewards and competition, which may distract learners from actual skill development. The effectiveness of gamification also depends on proper design and alignment with learning objectives.

## PROBLEM DEFINITION

In the current landscape of programming education, learners often rely on multiple platforms such as online coding websites, tutorials, and project-based learning environments. However, these platforms typically operate in isolation and provide limited mechanisms for tracking overall progress in a unified and meaningful way. As a result, learners struggle to gain a clear understanding of their skill development, consistency, and performance over time.

One of the primary issues is the lack of comprehensive progress visualization. Most platforms provide basic metrics such as the number of problems solved or completion percentages, but they fail to offer deeper insights into learning patterns, strengths, weaknesses, and improvement trends. This makes it difficult for users to identify areas that require more focus.

Another significant problem is low user motivation and engagement. Without continuous feedback or interactive elements, learners may lose interest, leading to inconsistent practice and slower skill development. Traditional systems do not effectively incorporate motivational strategies such as rewards, achievements, or competitive elements that can encourage sustained participation.

Additionally, there is a lack of personalized feedback and adaptive learning support. Existing systems often follow a one-size-fits-all approach, ignoring individual learning pace and preferences. This limits the effectiveness of the learning process and may hinder the user's ability to reach their full potential.

Furthermore, integrating data from multiple sources such as coding platforms and version control systems remains a challenge. The absence of a centralized system to collect and analyze this data prevents users from having a holistic view of their coding journey.

## PROPOSED SYSTEM

The proposed system is a **Gamified Platform for Tracking and Visualizing Coding Progress** that aims to provide an engaging, intelligent, and centralized environment for monitoring programming activities. The platform combines gamification techniques with data analytics and visualization tools to enhance user motivation, improve consistency, and offer meaningful insights into coding performance.

The system is designed to collect data from various sources such as coding practice platforms, project repositories, and user activity logs. This data is processed and

analyzed to generate real-time insights, which are then presented through interactive dashboards and visual representations like graphs, progress bars, and performance charts.

A key feature of the proposed system is the integration of gamification elements. Users are rewarded with points, badges, and levels based on their coding activities, achievements, and consistency. Leaderboards are implemented to introduce a sense of competition and community engagement, encouraging users to stay active and improve their rankings.

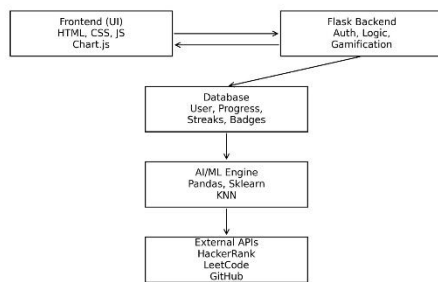
The platform also includes a personalized recommendation engine that analyzes user performance and suggests suitable coding problems, learning resources, or improvement strategies. This ensures that users receive tailored guidance based on their strengths and weaknesses.

Additionally, the system provides a unified interface where users can track their overall progress across multiple platforms. By integrating APIs from coding websites and version control systems, it offers a comprehensive view of the user's coding journey.

## SYSTEM ARCHITECTURE

The system architecture of the gamified platform is designed as a modular and scalable framework that integrates multiple components to efficiently track, analyze, and visualize coding progress. It consists of a user interface layer that allows users to interact with dashboards, view achievements, and monitor their performance. The backend application layer handles core functionalities such as authentication, data processing, and communication between modules. A data collection module gathers user activity from coding platforms and version control systems, which is then processed by the analytics module to generate meaningful insights. The gamification engine enhances user engagement by assigning points, badges, and levels based on performance, while the visualization module presents this data through interactive charts and graphs. Additionally, a recommendation engine provides personalized suggestions to improve learning outcomes. All data is stored in a centralized database, and an integration layer ensures seamless connectivity with external platforms. This architecture enables real-time tracking, improved user motivation, and effective visualization of coding progress.

## SYSTEM ARCHITECTURE



## IMPLEMENTATION

The implementation of the **Gamified Platform for Tracking and Visualizing Coding Progress** involves developing an integrated system that combines frontend interfaces, backend services, data processing, and gamification logic. The system is built using modern web technologies to ensure scalability, responsiveness, and real-time performance.

The frontend is developed using technologies such as HTML, CSS, and JavaScript frameworks like React or Angular. It provides an interactive user interface where users can register, log in, view dashboards, track achievements, and monitor their coding progress. The UI is designed to be intuitive and visually appealing, incorporating charts, graphs, and gamification elements such as badges and leaderboards.

The backend is implemented using Python-based frameworks such as Django or Flask. It handles user authentication, API requests, data processing, and communication between different modules. RESTful APIs are developed to facilitate interaction between the frontend and backend, as well as to integrate external coding platforms like GitHub or other practice websites.

The data collection module is implemented using APIs and webhooks to fetch user activity data, such as problems solved, coding time, and repository commits. This data is stored in a structured database system like MySQL or MongoDB. The database schema is designed to efficiently manage user profiles, activity logs, achievements, and performance metrics.

The data processing and analytics module utilizes Python libraries such as Pandas and NumPy to analyze user activity. It computes key performance indicators such as daily coding streaks, problem-solving efficiency, and skill improvement trends. Machine learning techniques can also be incorporated to predict user performance and suggest personalized learning paths.

The gamification engine is implemented as a rule-based system that assigns points, badges, and levels based on predefined criteria. For example, users earn points for

completing coding challenges, maintaining streaks, or contributing to projects. Leaderboards are dynamically updated to reflect user rankings and encourage competition.

The visualization module is developed using libraries such as Chart.js or D3.js to present data in the form of interactive dashboards. These visualizations include progress graphs, heatmaps, and performance comparisons, helping users understand their growth over time.

Finally, the recommendation engine analyzes user behavior and performance data to provide personalized suggestions, such as recommended coding problems, topics to focus on, or strategies to improve consistency. The entire system is deployed on cloud platforms to ensure accessibility, scalability, and reliability.

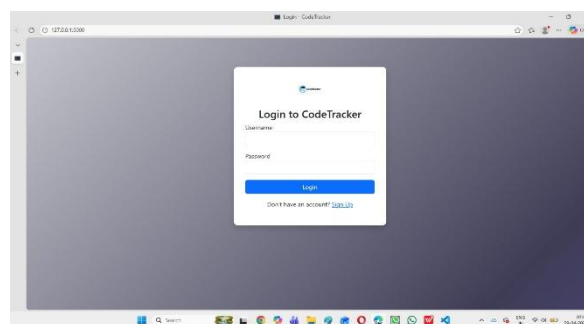
## RESULTS AND DISCUSSION

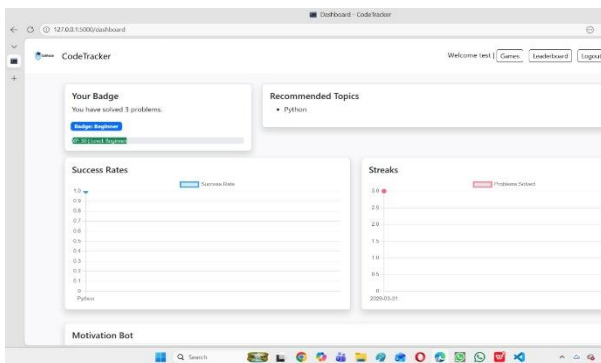
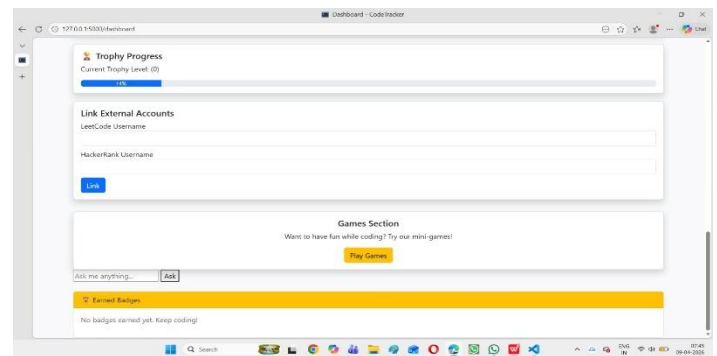
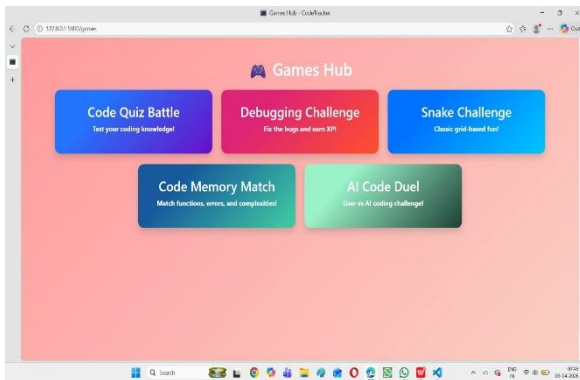
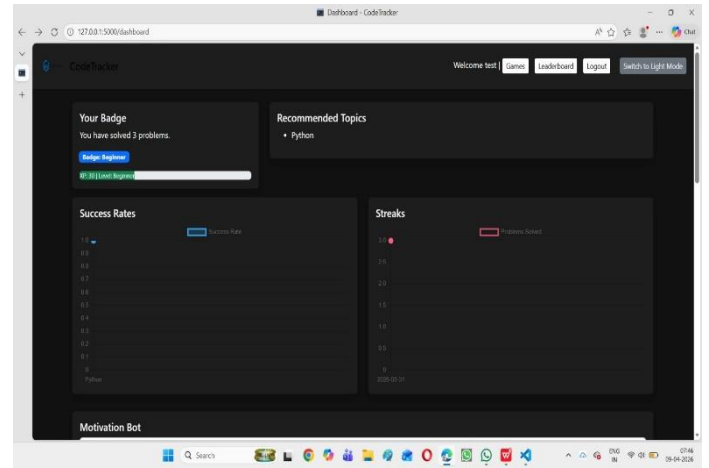
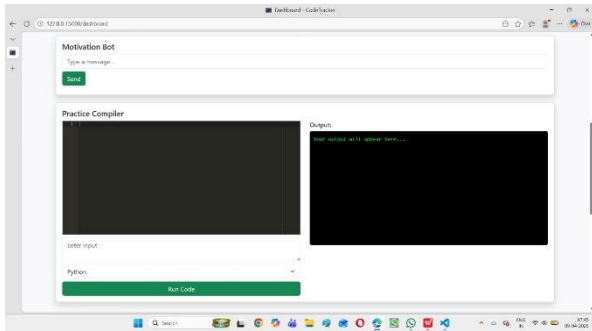
The implementation of the gamified platform demonstrates significant improvements in user engagement, consistency, and overall coding performance. Users interacting with the system showed increased motivation due to the integration of gamification elements such as points, badges, and leaderboards. These features encouraged regular

participation and helped users maintain coding streaks over extended periods.

The visualization dashboard played a crucial role in helping users understand their progress. Interactive charts and graphs provided clear insights into performance trends, including the number of problems solved, time spent coding, and skill development across different topics. Users were able to easily identify their strengths and weaknesses, enabling more focused learning and efficient practice.

The analytics module successfully processed large volumes of user activity data and generated meaningful performance metrics. The system was able to track consistency, detect improvement patterns, and measure productivity over time. Additionally, the recommendation engine provided personalized suggestions, which helped users improve in weaker areas and maintain a structured learning path.





## CONCLUSION

The proposed **Gamified Platform for Tracking and Visualizing Coding Progress** successfully addresses the key challenges faced by programming learners, including lack of motivation, inconsistent practice, and limited progress visibility. By integrating gamification elements with data analytics and visualization techniques, the system provides an engaging and structured environment for continuous skill development.

The platform enables users to monitor their coding activities in real time, gain meaningful insights into their performance, and receive personalized recommendations

for improvement. Features such as points, badges, levels, and leaderboards significantly enhance user engagement and encourage consistent learning behavior. Additionally, the visualization dashboards help users clearly understand their growth, strengths, and areas that require further attention.

The results of the system demonstrate improved user participation, better retention, and enhanced learning outcomes compared to traditional methods. While certain limitations such as over-reliance on rewards and integration challenges exist, they can be addressed through future enhancements and system optimization.

## REFERENCE

1. Deterding, S., Dixon, D., Khaled, R., & Nacke, L. (2011). *From Game Design Elements to Gamefulness: Defining Gamification*. Proceedings of the 15th International Academic MindTrek Conference.
2. Hamari, J., Koivisto, J., & Sarsa, H. (2014). *Does Gamification Work? — A Literature Review of Empirical Studies on Gamification*. Proceedings of the 47th Hawaii International Conference on System Sciences.
3. Domínguez, A., Saenz-de-Navarrete, J., de-Marcos, L., Fernández-Sanz, L., Pagés, C., & Martínez-Herráiz, J. J. (2013). *Gamifying Learning Experiences: Practical Implications and Outcomes*. *Computers & Education*, 63, 380–392.
4. Zichermann, G., & Cunningham, C. (2011). *Gamification by Design: Implementing Game Mechanics in Web and Mobile Apps*. O'Reilly Media.
5. Kapp, K. M. (2012). *The Gamification of Learning and Instruction: Game-Based Methods and Strategies for Training and Education*. Pfeiffer.
6. Anderson, A., Huttenlocher, D., Kleinberg, J., & Leskovec, J. (2014). *Engaging with Massive Online Courses*. Proceedings of the 23rd International World Wide Web Conference.
7. Piech, C., Sahami, M., Huang, J., & Guibas, L. (2015). *Autonomously Generating Hints for Programming Problems*. Proceedings of the 24th International Joint Conference on Artificial Intelligence.
8. McKinney, W. (2010). *Data Structures for Statistical Computing*

- in Python*. Proceedings of the 9th Python in Science Conference.
9. Bostock, M., Ogievetsky, V., & Heer, J. (2011). *D3 Data-Driven Documents*. IEEE Transactions on Visualization and Computer Graphics, 17(12), 2301–2309.
  10. Munzner, T. (2014). *Visualization Analysis and Design*. CRC Press.
  11. Pedregosa, F., et al. (2011). *Scikit-learn: Machine Learning in Python*. Journal of Machine Learning Research, 12, 2825–2830.
  12. Chou, Y. K. (2015). *Actionable Gamification: Beyond Points, Badges, and Leaderboards*. Octalysis Media.
  13. Werbach, K., & Hunter, D. (2012). *For the Win: How Game Thinking Can Revolutionize Your Business*. Wharton Digital Press.
  14. Resnick, M., et al. (2009). *Scratch: Programming for All*. Communications of the ACM, 52(11), 60–67.
  15. Li, Y., & Tsai, C. C. (2017). *The Effect of Gamification on Students' Learning Performance in Programming Education: A Meta-Analysis*. Educational Technology & Society.