



# International Journal of Engineering Research and Science & Technology

[www.ijerst.org](http://www.ijerst.org)

ISSN : 2319-5991

Vol. 22 No. 2(1) (2026)



[ijerst.editor@gmail.com](mailto:ijerst.editor@gmail.com)  
[editor@ijerst.com](mailto:editor@ijerst.com)

**Research Paper**

**AI BASED MEDICAL REPORT ANALYZER**

<sup>1</sup>Mohan,<sup>2</sup>S.Sai deepthi,<sup>3</sup>S.noorali,<sup>4</sup>B.Sudheer,<sup>5</sup>A.Deekshitha

<sup>1</sup>Assistant Professor, <sup>2345</sup>Students

Department of CSE(AI&ML)

Siddhartha institute of technology & sciences,narapally

[dr.m.mohnrao@siddhartha.org.in](mailto:dr.m.mohnrao@siddhartha.org.in),[23TQ1A6694@siddhartha.co.in](mailto:23TQ1A6694@siddhartha.co.in),

[23TQ1A6688@siddhartha.co.in](mailto:23TQ1A6688@siddhartha.co.in), [23TQ1A66B7@siddhartha.co.in](mailto:23TQ1A66B7@siddhartha.co.in),

[23TQ1A6676@siddhartha.co.in](mailto:23TQ1A6676@siddhartha.co.in)

**ABSTRACT**

Medical reports often contain large amounts of textual information that can be difficult for patients to understand. Many medical terms, abbreviations, and diagnostic statements require professional interpretation, which makes it challenging for non-medical users to easily analyze their health reports. Manually reviewing and interpreting these reports can also take significant time for healthcare professionals.

To address this challenge, the Medical Report Analyzer System is developed as an intelligent solution that uses Artificial Intelligence and Natural Language Processing (NLP) techniques to automatically analyze medical reports. The system extracts important information such as medical conditions, symptoms, test results, and key observations from uploaded reports.

The application processes medical documents and identifies relevant medical terms using machine learning models and text analysis techniques. It then generates simplified explanations and structured summaries that help users better understand their medical reports. Additionally, the system can highlight abnormal findings and provide useful insights to assist users in interpreting their health information.

This AI-powered solution improves accessibility and understanding of medical documents, reduces the effort required for manual interpretation, and helps patients make more informed decisions about their health. The Medical Report Analyzer can be useful for patients, healthcare professionals, and medical institutions by providing a faster and more efficient way to interpret medical reports.

**I INTRODUCTION**

In today's healthcare environment, medical reports play a crucial role in diagnosing diseases, monitoring patient health, and guiding treatment decisions. Hospitals, diagnostic centers, and laboratories generate various types of reports such as blood test results, scan reports,

prescriptions, and diagnostic summaries. These reports often contain complex medical terminology, abbreviations, and technical details that can be difficult for patients and non-medical individuals to understand.

With the increasing use of digital healthcare systems, there is a growing need for intelligent tools that can automatically analyze and interpret medical documents. Manually reviewing medical reports can be time-consuming and may require professional medical knowledge to understand the meaning of different test results and medical observations. As a result, patients often rely entirely on doctors to explain their reports, which may not always be convenient or immediately available.

Advancements in Artificial Intelligence (AI) and Natural Language Processing (NLP) have made it possible to develop systems that can automatically analyze textual data and extract meaningful information. By applying these technologies, medical reports can be processed to identify key medical terms, test results, symptoms, and abnormal findings. AI-based systems can help simplify complex medical information and present it in a more understandable format for users.

The Medical Report Analyzer System is designed to address these challenges by providing an automated solution for analyzing medical documents. The system allows users to upload medical reports, extract important medical information, and generate simplified explanations of the report content. It helps identify critical details such as abnormal test values, possible medical conditions, and key observations present in the report.

By integrating AI-based text analysis techniques with document processing technologies, the system aims to improve accessibility and understanding of medical reports. This solution benefits both patients and healthcare professionals by saving time, improving clarity, and enabling quicker interpretation of medical data. The project demonstrates how artificial intelligence can support healthcare systems by transforming complex medical documents into meaningful insights for better health awareness and decision-making.

## II LITERATURE SURVEY

The development of intelligent healthcare systems has gained significant attention in recent years due to advancements in artificial intelligence, machine learning, and natural language processing. Several research studies have explored automated analysis of medical documents, extraction of medical information, and intelligent interpretation of healthcare data. These systems aim to improve healthcare efficiency, reduce manual effort, and assist both patients and healthcare professionals in understanding medical information more effectively.

### 1. Medical Text Analysis Using Natural Language Processing

Natural Language Processing (NLP) plays an important role in analyzing medical documents. Research in this area focuses on extracting important medical terms, symptoms, diagnoses, and treatment information from unstructured medical texts. NLP-based systems can automatically process large volumes of clinical reports and convert them into structured data that can be easily

interpreted. These technologies help in improving the accessibility and usability of medical information.

## 2. Automated Medical Report Interpretation Systems

Several studies have proposed automated systems that analyze medical reports and provide simplified interpretations for users. These systems use machine learning algorithms to detect patterns in medical data and identify important findings in diagnostic reports. Automated interpretation systems reduce the workload on healthcare professionals and help patients understand their reports without requiring deep medical knowledge.

## 3. Optical Character Recognition in Medical Document Processing

Optical Character Recognition (OCR) technology is widely used to extract text from scanned medical reports, images, and PDF documents. OCR-based systems convert printed or handwritten medical information into machine-readable text that can be further processed using AI algorithms. This technology enables automated analysis of medical documents that are not originally available in editable formats.

## 4. Intelligent Healthcare Information Systems

Modern healthcare systems increasingly rely on intelligent software solutions to manage and interpret medical data. These systems integrate AI, machine learning, and data analytics to provide real-time insights from healthcare records. Intelligent healthcare information systems improve patient care by enabling faster data processing, better decision support, and enhanced communication between patients and medical professionals

### III SYSTEM ANALYSIS

Artificial Intelligence (AI) is transforming the healthcare industry by enabling faster and more accurate analysis of medical data. The AI-Based Medical Report Analyzer is a system designed to automatically interpret medical reports such as blood tests, scan results, and diagnostic summaries. It helps patients and doctors by converting complex medical data into understandable insights, highlighting abnormalities, and providing preliminary analysis.

#### **Existing system**

In the existing system, medical reports are manually analyzed by doctors or healthcare professionals. Patients often receive reports in technical language, which is difficult to understand without medical knowledge. The process is time-consuming and prone to human errors, especially when dealing with large volumes of reports.

#### **DisAdvantages of Existing system**

- Time-consuming manual analysis
- Requires expert medical knowledge
- High chances of human error
- Difficult for patients to understand reports

- No instant feedback or insights

### **Proposed system**

The proposed AI-Based Medical Report Analyzer uses machine learning and natural language processing (NLP) techniques to automatically analyze medical reports. The system extracts important parameters, compares them with standard ranges, and provides an easy-to-understand summary. It can detect abnormalities and suggest possible conditions (non-diagnostic assistance)..

### **Advantages of Proposed System**

- Fast and automated report analysis
- Reduces human effort and errors
- Easy-to-understand explanations for users
- Instant results and insights
- Scalable for large datasets

## **IV METHODOLOGY**

The methodology of the AI-Based Medical Report Analyzer involves a systematic process to analyze and interpret medical reports using Artificial Intelligence. Initially, the system accepts medical reports in various formats such as PDF, images, or text files uploaded by the user. These reports are then passed through a preprocessing stage where techniques like data cleaning, noise removal, and formatting are applied. If the report is in image format, Optical Character Recognition (OCR) is used to extract text.

After preprocessing, the system performs feature extraction to identify key medical parameters such as test values, patient details, and diagnostic terms. These extracted features are then processed using machine learning and natural language processing (NLP) models, which are trained on medical datasets to detect patterns and abnormalities. The AI models compare the extracted values with standard medical ranges to identify any deviations.

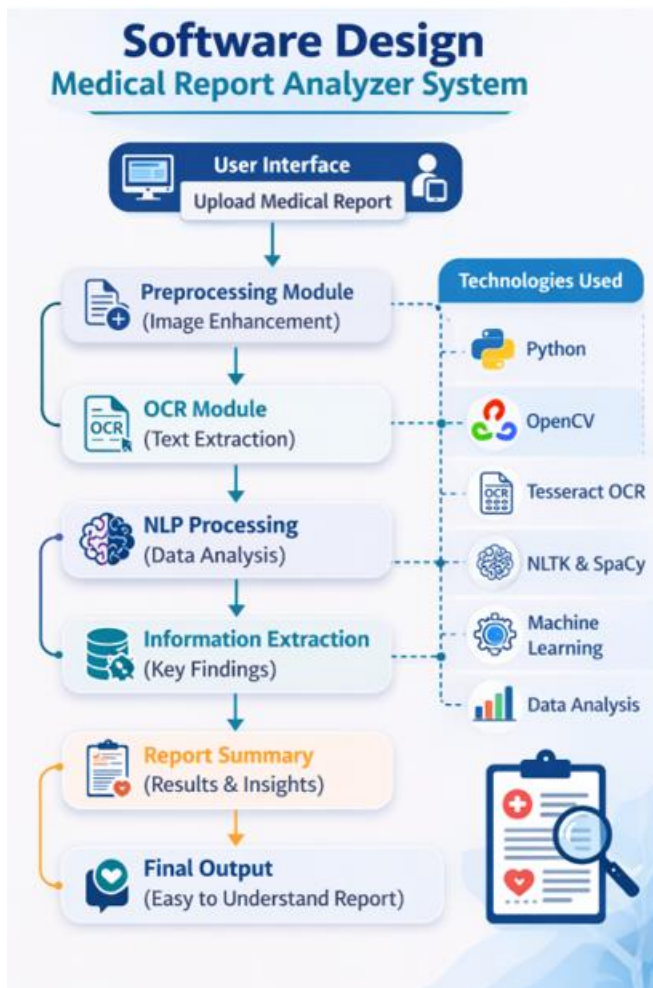
Following analysis, the system generates a structured output that includes a simplified summary, highlighted abnormal values, and possible health insights. This output is presented through a user-friendly interface, making it easy for both doctors and patients to understand the results. Overall, the methodology ensures accurate, fast, and efficient analysis of medical reports while reducing human effort and improving decision-making.

### **System Architecture**

The system architecture of the AI-Based Medical Report Analyzer is designed as a multi-layered structure that ensures efficient processing and accurate analysis of medical reports. The architecture begins with the User Layer, where patients or doctors upload medical reports

through a web or mobile interface. These reports can be in different formats such as PDF, images, or text files.

Once uploaded, the data moves to the Input Processing Layer, where preprocessing operations are performed. This includes text extraction using Optical Character Recognition (OCR), data cleaning, noise removal, and formatting. The goal of this layer is to convert unstructured medical data into a structured format suitable for analysis.



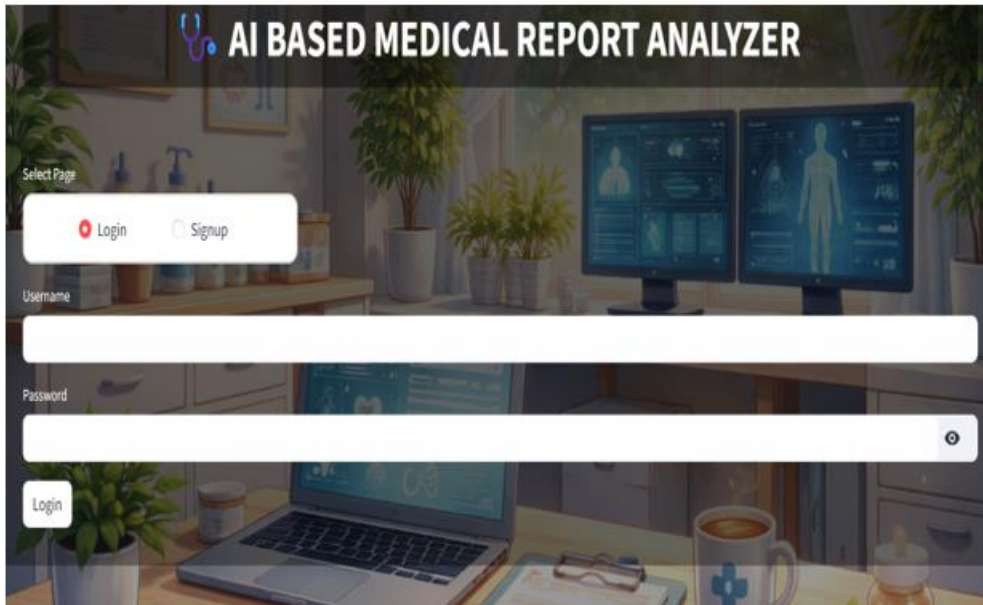
## V RESULTS & OUTPUT

The analyzed data is then stored and managed in the Database Layer, which maintains patient records, medical history, and predefined medical standards. This ensures data consistency and enables future reference or continuous learning of the model.

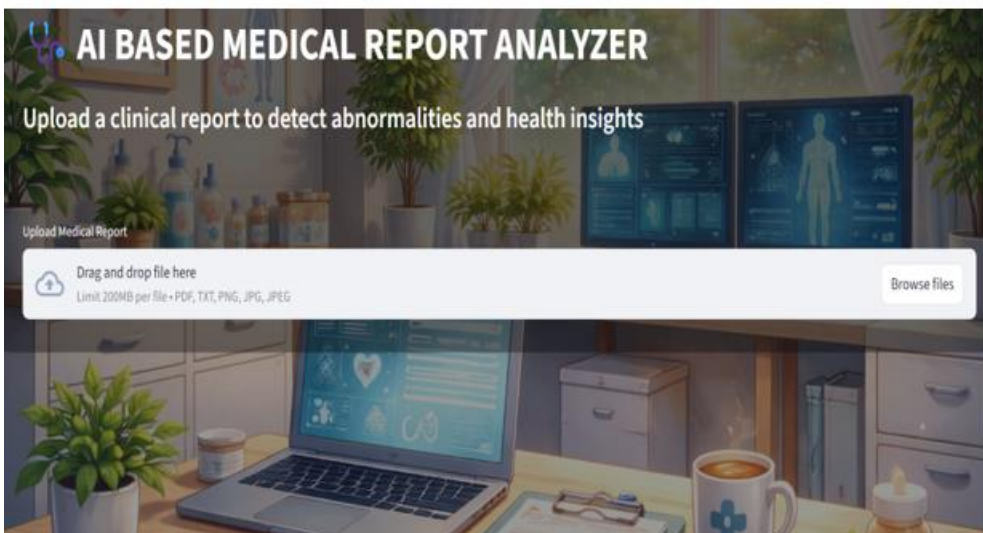
Finally, the results are passed to the Output Layer, where the system generates a simplified summary, highlights abnormal values, and provides meaningful insights. These results are displayed through dashboards for both doctors and patients, making the information easy to understand and accessible.

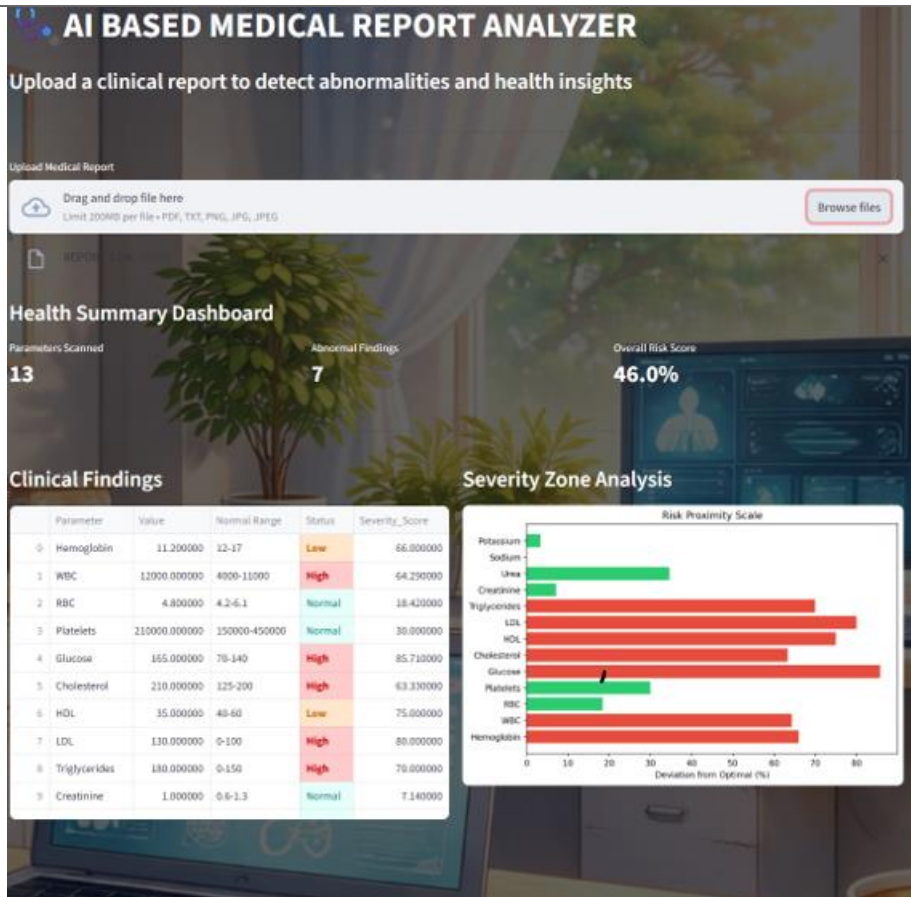
Overall, this layered architecture ensures scalability, accuracy, and real-time processing, enabling the system to efficiently handle large volumes of medical reports while supporting intelligent healthcare decision-making.

## LOGIN PAGE



## HOME PAGE





## VI CONCLUSION

The **AI-Based Medical Report Analyzer System** provides an intelligent solution for analyzing and interpreting medical reports automatically. By integrating technologies such as Optical Character Recognition (OCR), Natural Language Processing (NLP), and data analysis techniques, the system is capable of extracting important medical information from clinical reports and presenting it in a simplified and understandable format.

The system allows users to upload medical reports in different formats such as PDF, text, or images. It processes the report, extracts the textual data, analyzes medical parameters, and identifies abnormal values. The results are then displayed through a clear and interactive dashboard that highlights important findings and provides health insights.

This project demonstrates how artificial intelligence can assist in improving healthcare accessibility by helping patients understand their medical reports more easily. It reduces the time required for manual interpretation and supports better health awareness. The system can be useful for patients, healthcare professionals, and medical institutions by providing a faster and more efficient way to analyze medical reports.

Overall, the **Medical Report Analyzer System** improves the interpretation of clinical data and contributes toward smarter healthcare solutions using artificial intelligence technologies.

## REFERENCE

- [1] Kumar, R. D., Prudhviraaj, G., Vijay, K., Kumar, P. S., & Plugmann, P. (2024). Exploring COVID-19 through intensive investigation with supervised machine learning algorithm. In Handbook of Artificial Intelligence and Wearables (pp. 145-158). CRC Press.
- [2] Swathi, B., Vijay, K., Sushanth Babu, M., & Dinesh Kumar, R. (2024, November). Machine Learning Techniques in Cloud Based Intrusion Detection. In The International Conference on Artificial Intelligence and Smart Environment (pp. 557-564). Cham: Springer Nature Switzerland.
- [3] Sv satyakrishna, shirisha rangu ,bhargavi nalacheruve.(2024) Prospective investigation on colorectal cancer with SMOTE on machine learning Algorithm
- [4] Dr.G.Vishnu Murthy, BhargaviNalacheruve 1Professor, Department of computer Science & engineering, Anurag University, TS, India. 2Student, Department of computer Science & engineering, Anurag University, TS, India.
- [5] V. N. S. Manaswini, K. K, C. Nigam, S. S. Ali, R. Niranjana, and Suman, “Real-Time Object Detection in Drone Surveillance Using YOLOv5,” in Proc. 2025 3rd Int. Conf. IoT, Communication and Automation Technology (ICICAT), Gorakhpur, India, 2025, pp. 1–6, doi: 10.1109/ICICAT68430.2025.11414670.
- [6] B. Soundarya, V. N. S. Manaswini, M. Ayyakrishnan, R. D. Kumar, “Contextual Analysis of Big Data Analytics in Intelligent Transportation Frameworks,” in Intersection of Artificial Intelligence, Data Science, and Cutting-Edge Technologies: From Concepts to Applications in Smart Environment, Lecture Notes in Networks and Systems, vol. 1353, Cham: Springer, 2025, doi: 10.1007/978-3-031-88304-0\_79.
- [7] R. D. Kumar, V. N. S. Manaswini, “Applications of blockchain in smart cities: detecting fake documents from land records using blockchain technology,” in Blockchain for Smart Cities, Elsevier, 2021, pp. 105–117, doi: 10.1016/B978-0-12-824446-3.00017-X.
- [8] Tejavath Veeramma, Badarla Anil, Guguloth Ravinder, “An advanced movie recommender using collaborative filtering and sentiment analysis,” International Research Journal of Modernization in Engineering Technology and Science, vol. 7, no. 7, July 2025, doi: 10.56726/IRJMETS81618.
- [9] Ravi Kumar Banoth, Ramana Murthy B V, “Automatic crop recommendation system using LightGBM and decision tree machine learning models,” Journal of Machine and Computing, vol. 5, no. 1, pp. 343, Jan. 2025, doi: 10.53759/7669/jmc202505026.
- [10] Ravi Kumar Banoth, Dr. B.V. Ramana Murthy, “Smart agriculture through IoT and machine learning for analyzing carbon footprints,” in Proc. Int. Conf. Computer Science and Communication Engineering (ICCSCE), Apr. 2025.
- [11] Ravi Kumar Banoth, B. V. Ramana Murthy, “Soil image classification using transfer learning approach: MobileNetV2 with CNN,” SN Computer Science, vol. 5, art. no. 199, 2024, doi: 10.1007/s42979-023-02500-x